

otello.cal 1013

Model Code F2239

revision 01 of 13-03-17
(the present replaces any previous versions)

Designer: centro studi interno

Structure: pinewood, multilayer and plywood covered with polyurethane foam.

Spring system: elastic webbing.

Seat Padding: ecologic polyurethane foam covered with 100% polyester layer.

Back Padding: ecologic polyurethane foam covered with 100% polyester layer.

Arm Interior: ecologic polyurethane foam covered with 100% polyester layer.

Removability: not available.

Sewing: leather coverings feasible with contrast stitching in the colors available; cuts and sewing vary on microfiber (or fabric) coverings.

Mechanisms: electric recliner versions available with electrically liftable headrests and electric recliner mechanisms operated by a touch button, positioned on the seat sides. Manually liftable headrests on electric recliner versions with manual headrests, on non recliner sides of RHF/LHF electric recliner versions and fixed (non recliner) versions. The depth of the model with open recliner is 154 cm. The height of the model with lifted headrests is 95 cm.

Standard feet: the model is lifted 14 cm off the floor. PM912 on armrest sides, PM934 on armless and end sides; PM932 RHF/LHF C.L. front side (410/420) and rectangular ottoman (635), PM933 on RHF/LHF maxi C.L. front side (601/602), all in shiny metal. Some versions may be equipped with hidden feet with a supporting structural function (PM767).

Optional versions: armrest pillow version (870) in 100% polyester padding covered with white cotton.



Density of seat and back

Markets	Seat	Back
I	35 Medium	25/26
D - NL - CH		
USA - California	35 soft	25/26 soft
GB	35 fire retardant	25 fire retardant
Others	35 Medium	25/26

Note: when no values/contents are specified in the chart, please refer to 'Others' field/area.

Coverings

	suggested	not suggested	not possible
thick leathers	✓		
thin elastic leathers	✓		
natural leathers	✓		
fabric*	✓		
microfibre*	✓		
leather + split	✓		
DeLuxe			✓
multicovering			✓
multicolour			✓

Please note: for not removable models, only one colour fabric covers are available.

* fabrics and microfibers are not available for the U.K. market

Multicovering / Components / Optional vers.



Feet



PM912

PM932

PM934

Ottoman



With the reservation of carrying for production purposes and without advanced notices modifications on the materials, coverings and dimensions of the product as indicated in the relevant specification. The given dimensions and volume are of indicative value being subject to the production process tolerances.

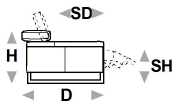


↑ fold following the dotted line ↑

otello.cal 1013



L Length - H Height - D Depth - SH Seat Height - SD Seat Depth
Dimensions refer to maximum sizes.



dimensions	L 96	L 103	L 103	L 165	L 185
version code	H69 D107 SH42 SD59	H69 D107 SH42 SD59	H69 D107 SH42 SD59	H69 D107 SH42 SD59	H69 D107 SH42 SD59
Description	100	161	E34	200	240
	chair	chair with elec.recl.	el.rec.chair manual headrest	2 seater	2 1/2 seater
L 201	L 222	L 87	L 61	L 84	L 84
H69 D107 SH42 SD59	H69 D107 SH42 SD59	H42 D60 SH- SD-	H40 D16 SH- SD-	H69 D107 SH42 SD59	H69 D107 SH42 SD59
300	354	635	870	B68	B69
3 seater	3 seater maxi	rectangular ottoman	armrest	mini chair raf	mini chair laf
L 85	L 85	L 85	L 85	L 93	L 93
H69 D107 SH42 SD59	H69 D107 SH42 SD59	H69 D107 SH42 SD59	H69 D107 SH42 SD59	H69 D107 SH42 SD59	H69 D107 SH42 SD59
D84	D85	C36	C37	110	120
rhf el.rec.mini ch.man.hrest	lhf el.rec.mini ch.man.hrest	rhf el.rec.mini chair	lhf el.rec.mini chair	1 right arm facing chair	1 left arm facing chair
L 95	L 95	L 95	L 95	L 101	L 101
H69 D107 SH42 SD59	H69 D107 SH42 SD59	H69 D107 SH42 SD59	H69 D107 SH42 SD59	H69 D107 SH42 SD59	H69 D107 SH42 SD59
D86	D87	173	174	114	124
rhf el.rec.chair man.hrest	lhf el.rec.chair man.hrest	elec.rec.chair 1arm raf	elec.rec.chair 1arm laf	rhf maxi chair	lhf maxi chair

↓ fold following the dotted line ↓

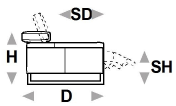


↑ fold following the dotted line ↑

otello.cal 1013



L Length - H Height - D Depth - SH Seat Height - SD Seat Depth
Dimensions refer to maximum sizes.



dimensions	L 103 H69 D107 SH42 SD59	L 103 H69 D107 SH42 SD59	L 103 H69 D107 SH42 SD59	L 103 H69 D107 SH42 SD59	L 67 H69 D107 SH42 SD59
version code	D88	D89	612	613	I80
Description	rhf el.rec.maxi ch.man.hrest	lhf el.rec.maxi ch.man.hrest	1raf maxi chair rec.el	1laf maxi chair rec.el	el.rec.arml.mini ch.man.head
L 67 H69 D107 SH42 SD59	L 77 H69 D107 SH42 SD59	L 77 H69 D107 SH42 SD59	L 85 H69 D107 SH42 SD59	L 85 H69 D107 SH42 SD59	L 147 H69 D107 SH42 SD59
I06	I81	E95	I83	I82	210
armless mini chair elec.rec.	el.rec.armless ch.man.headr.	elec.recl.armless chair	el.rec.arml.maxi ch.man.head	el.rec.arml.maxi chair	1right arm facing 2 str
L 147 H69 D107 SH42 SD59	L 167 H69 D107 SH42 SD59	L 167 H69 D107 SH42 SD59	L 183 H69 D107 SH42 SD59	L 183 H69 D107 SH42 SD59	L 204 H69 D107 SH42 SD59
220	251	252	310	320	592
1left arm facing 2 str	1 right arm fac.2 1/2 str	1 left arm fac. 2 1/2 str	1right arm facing 3 str	1left arm facing 3 str	1 raf 3 str maxi
L 204 H69 D107 SH42 SD59	L 150 H69 D107 SH42 SD59	L 150 H69 D107 SH42 SD59	L 150 H69 D107 SH42 SD59	L 150 H69 D107 SH42 SD59	L 170 H69 D107 SH42 SD59
593	I70	I71	395	396	I72
1 laf 3 str maxi	rhf el.rec.2- s.man.headr.	lhf el.rec.2- s.man.headr.	1rgt arm fac.2str elec.rec.	1lft arm fac.2str elec.rec.	rhf el.rec.2,5- s.man.head.

↓ fold following the dotted line ↓

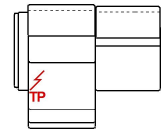
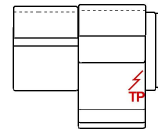
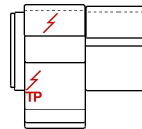
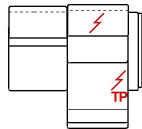
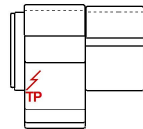
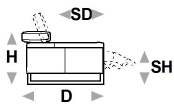


↑ fold following the dotted line ↑

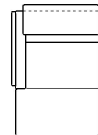
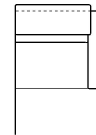
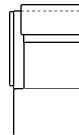
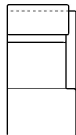
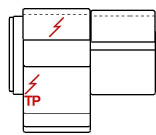
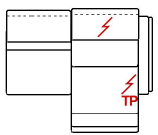
otello.cal 1013



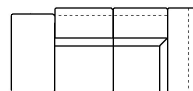
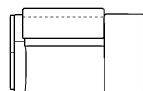
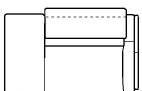
L Length - H Height - D Depth - SH Seat Height - SD Seat Depth
Dimensions refer to maximum sizes.



dimensions	L 170 H69 D107 SH42 SD59	L 170 H69 D107 SH42 SD59	L 170 H69 D107 SH42 SD59	L 186 H69 D107 SH42 SD59	L 186 H69 D107 SH42 SD59
version code	173	G06	G07	174	175
Description	lhf el.rec.2,5-s.man.head.	rhf 2 1/2 seater el.rec.	lhf 2 1/2 seater el.rec.	rhf el.rec.3-s.man.headr.	lhf el.rec.3-s.man.headr.



L 186 H69 D107 SH42 SD59	L 186 H69 D107 SH42 SD59	L 93 H69 D167 SH42 SD119	L 93 H69 D167 SH42 SD119	L 111 H69 D167 SH42 SD119	L 111 H69 D167 SH42 SD119
403	404	410	420	601	602
1rgt arm fac.3str elec.rec.	1lft arm fac.3str elec.rec.	chaise lon.raf arm fac	chaise lon.lft arm fac	maxi chaise lon.rgt arm fac.	maxi chaise lon.lft arm fac.



L 170 H69 D107 SH42 SD59	L 170 H69 D107 SH42 SD59	L 236 H69 D107 SH42 SD59	L 236 H69 D107 SH42 SD59	L 107 H69 D107 SH42 SD59
451	461	043	044	040
1 right arm facing dormeuse	1 left arm facing dormeuse	sq.cor.chr.sq.mer.rig.fac.	sq.cor.chr.sq.mer.le' fac.	square corner

↓ fold following the dotted line ↓

