



Model Code F2523

revision 00 of 24-03-17
(the present replaces any previous versions)

Designer: centro studi interno.

Structure: pinewood, beechwood, multilayer and plywood covered with polyurethane foam covered with 100% polyester layer, additionally wrapped with thermo-bonded textile fabric coupled with cloth.

Spring system: elastic webbing.

Seat Padding: seat cushions in diversified density ecological polyurethane foam, covered with a feather mix thin mattress, additionally wrapped with thermo-bonded textile fabric coupled with cloth.

Back Padding: back cushions in diversified density ecological polyurethane foam, covered with a feather mix thin mattress, additionally wrapped with thermo-bonded textile fabric coupled with cloth.

Arm Interior: ecologic polyurethane foam covered with 100% dacron polyester padding, additionally wrapped with thermo-bonded textile fabric coupled with cloth.

Removability: removable covers on back cushions, seat cushions and lumbar supports.

Sewing: leather covers feasible with contrast stitching in the colors available; cuts and sewing vary on microfiber (or fabric) covers.

Mechanisms: manually liftable panel positioned on the top rear side of the sofa; the panel can be manually lifted thanks to two metal joints. A 90° rotation of the panel allows the back cushions to be repositioned, thus increasing the seat depth by 18 cm and the height of the model by 15 cm. This mechanism is not available on version: "Fixed back long side square corner".

Components: the model comes equipped with n. 1 feather mix lumbar support per back side, with the exception of versions "Long side square corner" and "Fixed back long side square corner".

Standard feet: PVC h. 4 cm.

Please note: leather covers come in combination with Lady, a soft, suede-effect microfiber fabric, which ensures a correct breathability. Lady is a water-repellent fabric; it is placed on the back cushions' and lumbar supports' rear parts and covers the structure supporting the back (lumbar support and inner side of the panel). The pre-arranged color of fabric Lady is not always identical to the color of the leather; it does however match with it ("tone-on-tone"). Alternatively customers may choose the desired color match and indicate their color choice on the order. The colors available for this article are shown in the Lady's folder. Version O83 features a beech-wood multilayer frame, supported by metal hook brackets with nailed covering.

With the reservation of carrying for production purposes and without advanced notices modifications on the materials, coverings and dimensions of the product as indicated in the relevant specification. The given dimensions and volume are of indicative value being subject to the production process tolerances.

Density of seat and back

Markets	Seat	Back
I	35/piuma Medium	piuma con inserto 23
D - NL - CH		
USA - California		
GB	35/piuma fire retardant	piuma con inserto 25 fire retardant
Others	35/piuma Medium	piuma con inserto 23

Note: when no values/contents are specified in the chart, please refer to "Others" field/area.

Coverings

	suggested	not suggested	not possible
thick leathers	✓		
thin elastic leathers	✓		
natural leathers	✓		
fabric*	✓		
microfibre*	✓		
leather + split	✓		
DeLuxe			✓
multicovering			✓
multicolour			✓

Please note: for not removable models, only one colour fabric covers are available.

* fabrics and microfibers are not available for the U.K. market

Multicovering / Components / Optional vers.



1093TAV_C

Feet



PVC H4

Ottoman



↑ fold following the dotted line ↑

matheola.cal 1093



L Length - H Height - D Depth - SH Seat Height - SD Seat Depth
Dimensions refer to maximum sizes.

dimensions	L 180	L 210	L 230	L 86	L 109
version code	H75 D109 SH41 SD55	H75 D109 SH41 SD55	H75 D109 SH41 SD55	H41 D86 SH- SD-	H41 D109 SH- SD-
Description	200	240	300	540	560
	2 seater	2 1/2 seater	3 seater	ottoman	big ottoman
L 86	L 96	L 55	L 105	L 105	L 115
H41 D60 SH- SD-	H41 D60 SH- SD-	H30 D15 SH- SD-	H75 D109 SH41 SD55	H75 D109 SH41 SD55	H75 D109 SH41 SD55
635	641	656	110	120	114
rectangular ottoman	rectang.ottoman maxi	lumbar support	1 right arm facing chair	1 left arm facing chair	rhf maxi chair
L 115	L 86	L 96	L 191	L 191	L 211
H75 D109 SH41 SD55	H75 D109 SH41 SD55	H75 D109 SH41 SD55	H75 D109 SH41 SD55	H75 D109 SH41 SD55	H75 D109 SH41 SD55
124	130	144	251	252	310
1hf maxi chair	chair without armr.	maxi chair no arm	1 right arm fac.2 1/2 str	1 left arm fac. 2 1/2 str	1right arm facing 3 str
L 211	L 105	L 105	L 115	L 115	L 130
H75 D109 SH41 SD55	H75 D169 SH41 SD115	H75 D169 SH41 SD115	H75 D169 SH41 SD115	H75 D169 SH41 SD115	H75 D109 SH41 SD55
320	410	420	601	602	010
1left arm facing 3 str	chaise lon.raf arm fac	chaise lon.lft arm fac	maxi chaise lon.rgt arm fac.	maxi chaise lon.lft arm fac.	square corner longside right

↓ fold following the dotted line ↓

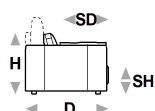


↑ fold following the dotted line ↑

matheola.cal 1093



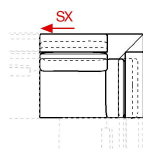
L Length - H Height - D Depth - SH Seat Height - SD Seat Depth
Dimensions refer to maximum sizes.



dimensions

version code

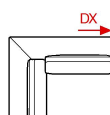
Description



L 130
H75 D109 SH41 SD55

011

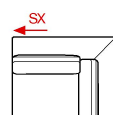
square corner
longside left



L 130
H75 D106 SH41 SD55

P55

fix.back rhf
longside sq.cor



L 130
H75 D106 SH41 SD55

P56

fix.back lhf
longside sq.cor



L 60
H41 D109 SH- SD-

A24

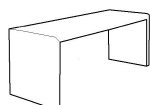
terminal ottoman
rx



L 60
H41 D109 SH- SD-

A35

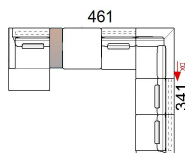
terminal ottoman
lx



L 35
H35 D105 SH- SD-

O83

table_c



L -
H- D- SH- SD-

V05

602 + o83 + 560 +
144 + p55 + 310

↓ fold following the dotted line ↓

